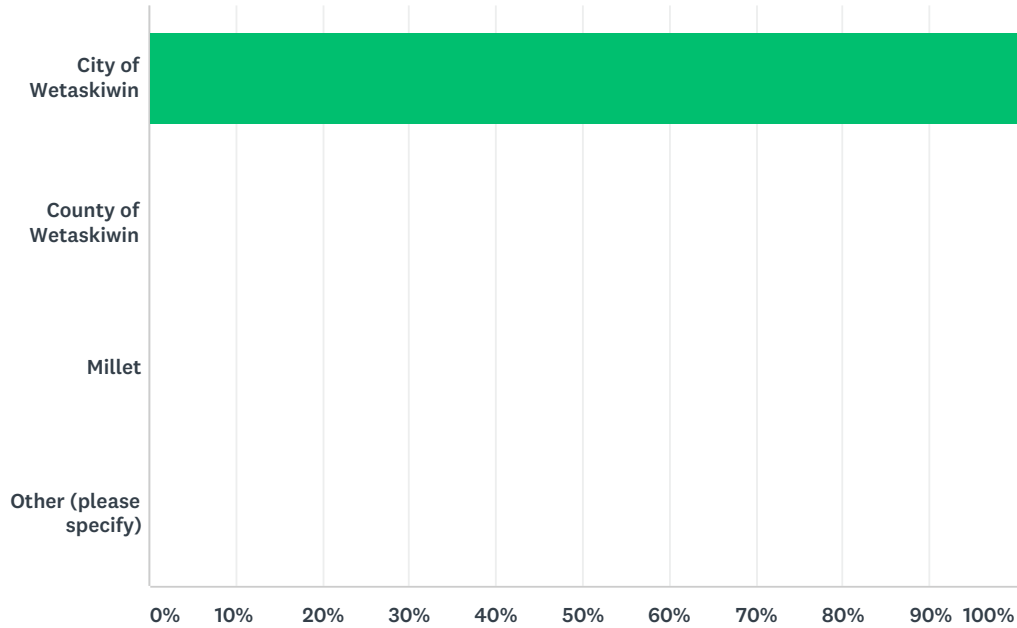




Where do you live?

Answered: 485 Skipped: 0

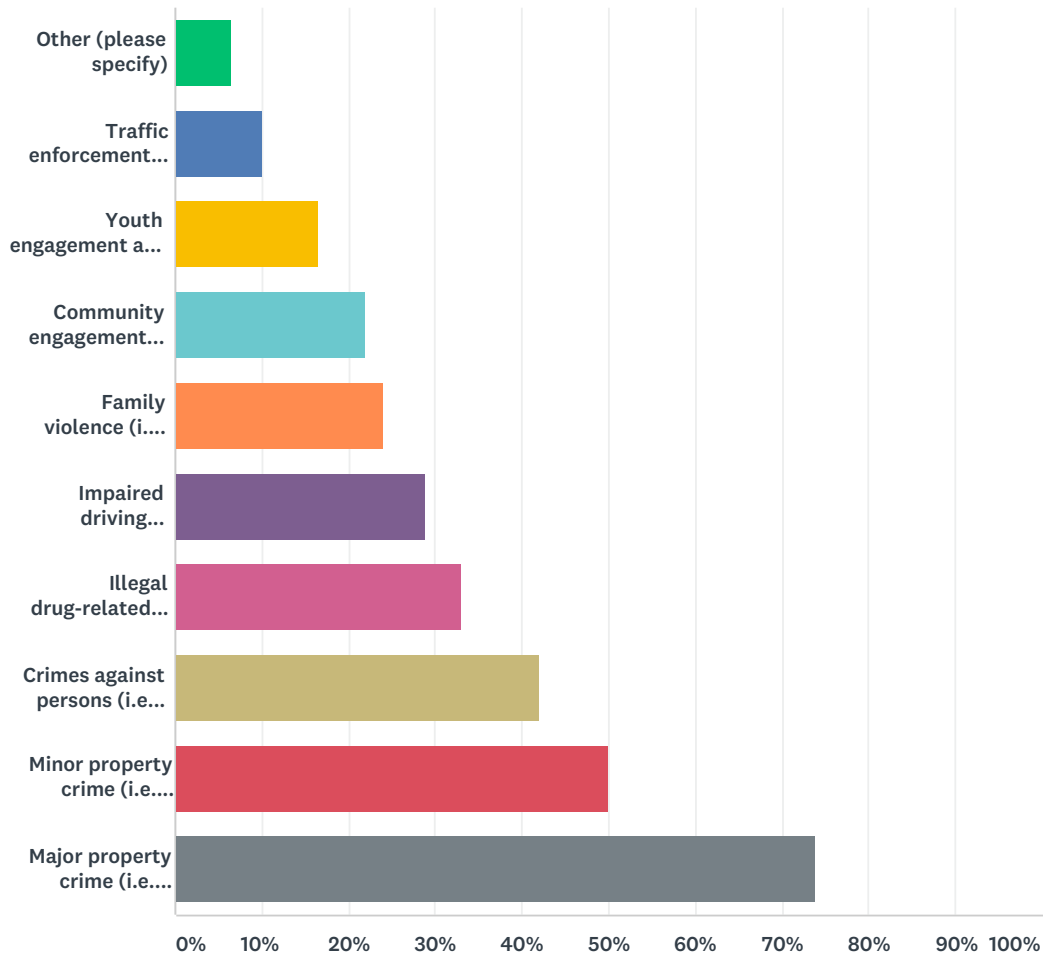


ANSWER CHOICES	RESPONSES	
City of Wetaskiwin	100.00%	485
County of Wetaskiwin	0.00%	0
Millet	0.00%	0
Other (please specify)	0.00%	0
TOTAL		485

RCMP Policing Priorities Survey

Select three (3) policing priorities below that you believe should be the top priorities for the Wetaskiwin RCMP in 2019 (in addition to responding to calls for service).

Answered: 485 Skipped: 0

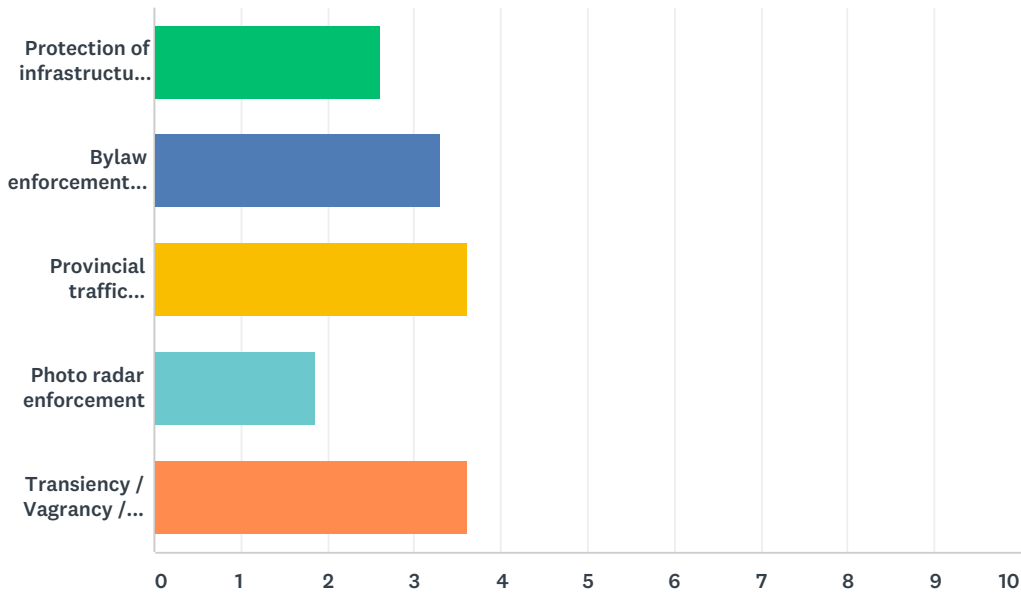


ANSWER CHOICES	RESPONSES	
Other (please specify)	6.39%	31
Traffic enforcement (i.e. aggressive driving, distracted driving)	10.10%	49
Youth engagement and development (i.e. school resource officer)	16.49%	80
Community engagement (i.e. community crime watch and alternative patrols like boat, bike and ATV)	22.06%	107
Family violence (i.e. domestic abuse and threats)	24.12%	117
Impaired driving (drugs/alcohol)	28.87%	140
Illegal drug-related offenses (i.e. possession, trafficking)	32.99%	160
Crimes against persons (i.e. assaults and threats)	42.06%	204
Minor property crime (i.e. vandalism, theft from motor vehicles, theft under \$5000)	50.10%	243
Major property crime (i.e. break and enters, theft of motor vehicles, theft over \$5000)	73.81%	358

RCMP Policing Priorities Survey

Please rank the duties below for the City/County Community Peace Officers on what you believe should be their highest priority to lowest priority.

Answered: 481 Skipped: 4

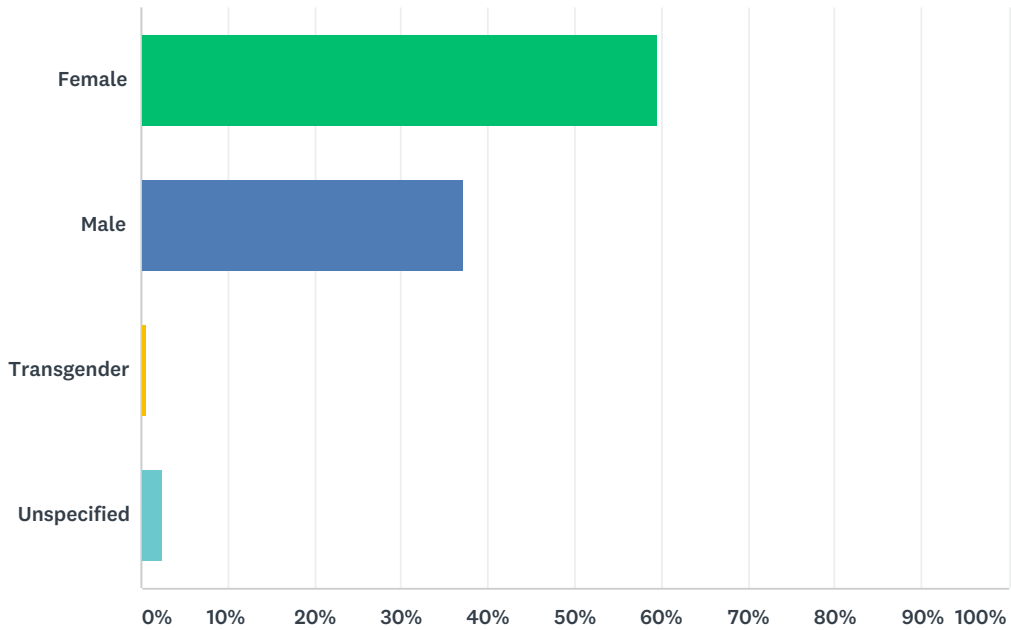


	1	2	3	4	5	TOTAL	SCORE
Protection of infrastructure (road ban enforcement, overweight vehicles)	13.26% 61	13.04% 60	21.30% 98	25.87% 119	26.52% 122	460	2.61
Bylaw enforcement (Noise Bylaw, Animal Control Bylaw, etc.)	13.29% 61	33.55% 154	29.63% 136	17.65% 81	5.88% 27	459	3.31
Provincial traffic enforcement (speeding, distracted driving)	28.36% 133	27.93% 131	26.23% 123	12.79% 60	4.69% 22	469	3.62
Photo radar enforcement	2.58% 12	7.73% 36	11.37% 53	30.26% 141	48.07% 224	466	1.86
Transiency / Vagrancy / Loitering	42.35% 202	18.45% 88	12.37% 59	11.95% 57	14.88% 71	477	3.61

RCMP Policing Priorities Survey

Please select the category below that best represents your gender.

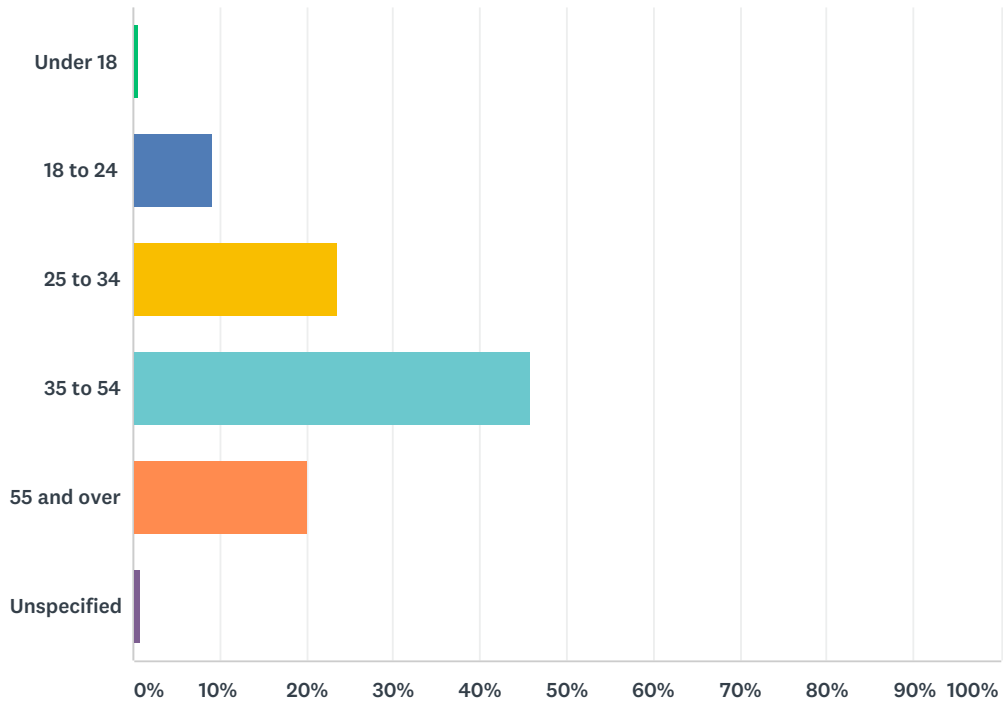
Answered: 484 Skipped: 1



ANSWER CHOICES	RESPONSES
Female	59.71% 289
Male	37.19% 180
Transgender	0.62% 3
Unspecified	2.48% 12
TOTAL	484

What is your age?

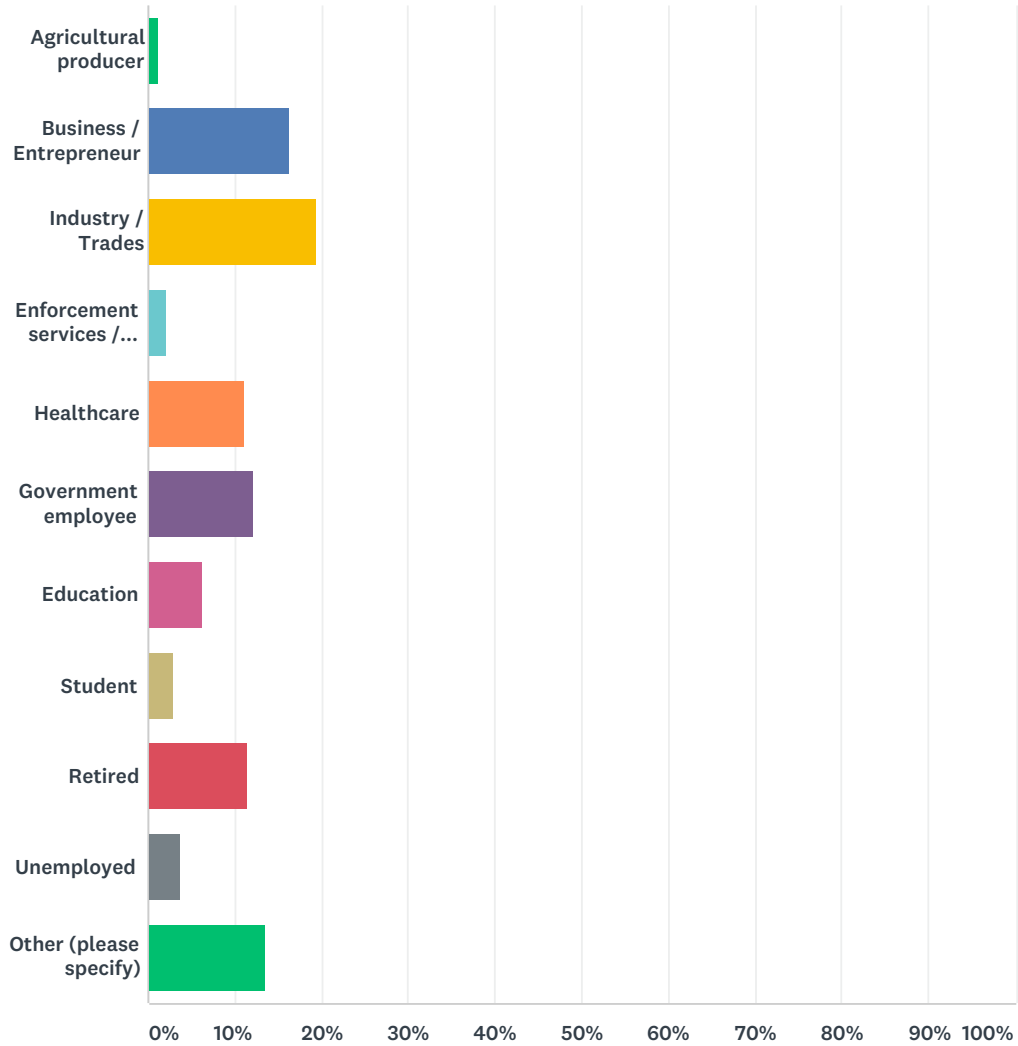
Answered: 483 Skipped: 2



ANSWER CHOICES	RESPONSES	
Under 18	0.62%	3
18 to 24	9.11%	44
25 to 34	23.60%	114
35 to 54	45.76%	221
55 and over	20.08%	97
Unspecified	0.83%	4
TOTAL		483

Which sector are you currently employed in?

Answered: 481 Skipped: 4



ANSWER CHOICES	RESPONSES	
Agricultural producer	1.25%	6
Business / Entrepreneur	16.22%	78
Industry / Trades	19.54%	94
Enforcement services / Military	2.08%	10
Healthcare	11.02%	53
Government employee	12.06%	58
Education	6.24%	30
Student	2.91%	14
Retired	11.43%	55
Unemployed	3.74%	18

RCMP Policing Priorities Survey

Other (please specify)	13.51%	65
TOTAL		481